



2013 Satisfaction Survey - Persons Supported - Supported Living





1. Do you feel that Persons Supported have choices and input to where you live?

Response	Chart	Percentage	Count
Yes		83.3%	5
Somewhat		0.0%	0
No		16.7%	1
Comments:		0.0%	0
		Total Responses	6

1. Do you feel that Persons Supported have choices and input to where you live? (Comments:)

Response

2. Do you feel Persons Supported have input as to who you live with?

Response	Chart	Percentage	Count
Yes		66.7%	4
Somewhat		16.7%	1
No		16.7%	1
Comments:		16.7%	1
		Total Responses	6

2. Do you feel Persons Supported have input as to who you live with? (Comments:)

Response

1. Sometimes I dont get along with my roommate, but mostly we do.

3. Do Persons Supported get choices as to what things look like where they live (décor & placement of personal items)?

Response	Chart	Percentage	Count
Yes		66.7%	4
Somewhat		16.7%	1
No		16.7%	1
Comments:		0.0%	0
		Total Responses	6

3. Do Persons Supported get choices as to what things look like where they live (décor & placement of personal items)? (Comments:)

Response

4. Do you feel Persons Supported feel safe where they live?

Response	Chart	Percentage	Count
Yes		100.0%	6
Somewhat		0.0%	0
No		0.0%	0
Comments:		0.0%	0
		Total Responses	6

4. Do you feel Persons Supported feel safe where they live? (Comments:)

Response

5. Is there always a SACL Staff or someone there to help Persons Supported if they need help?

Response	Chart	Percentage	Count
Yes		100.0%	6
Somewhat		0.0%	0
No		0.0%	0
Comments:		16.7%	1

Total Responses	6
------------------------	----------




5. Is there always a SACL Staff or someone there to help Persons Supported if they need help? (Comments:)

#	Response
1.	If i need it

6. Does SACL Staff help Persons Supported with any of the following?

	Yes	Sometimes	No	Not Applicable	Total Responses
Healthy Lifestyle	5 (83.3%)	1 (16.7%)	0 (0.0%)	0 (0.0%)	6
Personal Care	4 (66.7%)	0 (0.0%)	0 (0.0%)	2 (33.3%)	6
Home Maintenance	4 (66.7%)	1 (16.7%)	1 (16.7%)	0 (0.0%)	6
Your role as a Tenant	2 (33.3%)	1 (16.7%)	1 (16.7%)	2 (33.3%)	6
Self-Advocacy & Decision Making	3 (50.0%)	2 (33.3%)	1 (16.7%)	0 (0.0%)	6
Family Contact	3 (50.0%)	0 (0.0%)	2 (33.3%)	1 (16.7%)	6
Promote Social Life (Friends & Relationships)	3 (50.0%)	2 (33.3%)	1 (16.7%)	0 (0.0%)	6
Community Memberships & Social Networks	3 (50.0%)	0 (0.0%)	2 (33.3%)	1 (16.7%)	6
Financial Stability or Independence	2 (33.3%)	0 (0.0%)	3 (50.0%)	1 (16.7%)	6

7. Do you feel that Persons Supported have gained or maintained independence or life skills since participating in SACL Supported Living Services?

Response	Chart	Percentage	Count
Yes		66.7%	4
Somewhat		33.3%	2
No		0.0%	0
Comments:		33.3%	2
Total Responses			6

7. Do you feel that Persons Supported have gained or maintained independence or life skills since participating in SACL Supported Living Services? (Comments:)

#	Response
1.	I think I have gained.
2.	I am feeling more active and I do lots on my own.