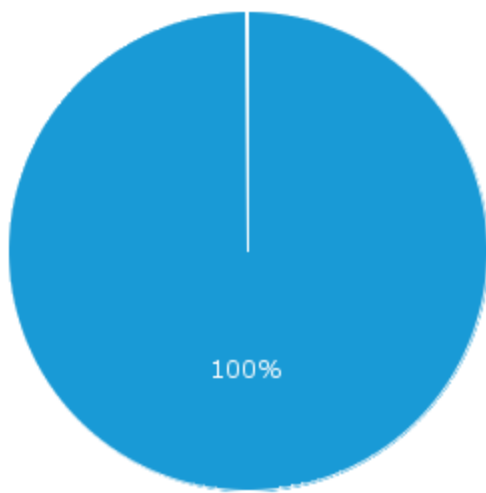


# **Satisfaction Survey - Employment (Persons Supported) - 2016**

# Question 3: I think it's important to volunteer or get a job in my community?


Multiple Choice



Legend

Yes

No



# Question 3: I think it's important to volunteer or get a job in my community?

Multiple Choice

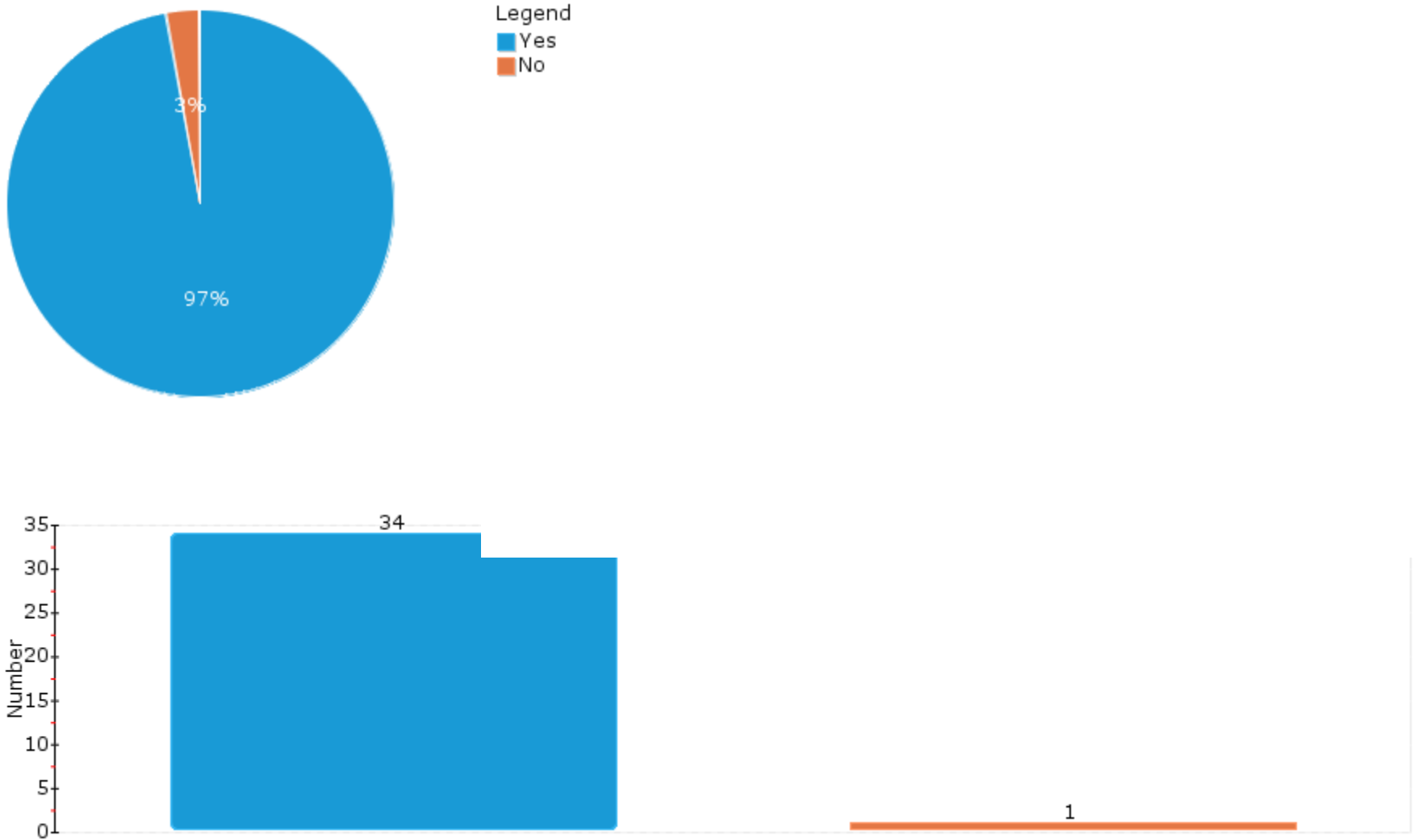
Answer	Percentage	Number
Yes	100%	35
No	0%	0
<b>Total</b>	<b>100%</b>	<b>35</b>

## Comments:

*"I like the paper route job."*

# Question 4: I am currently working, volunteering or looking for work or a volunteer opportunity in my community

Multiple Choice



# Question 4: I am currently working, volunteering or looking for work or a volunteer opportunity in my community

Multiple Choice

Answer	Percentage	Number
Yes	97.14%	34
No	2.86%	1
<b>Total</b>	<b>100%</b>	<b>35</b>

## Comments:

1. *"I will start at the Boathouse again in March 2017."*
2. *"I'm working"*

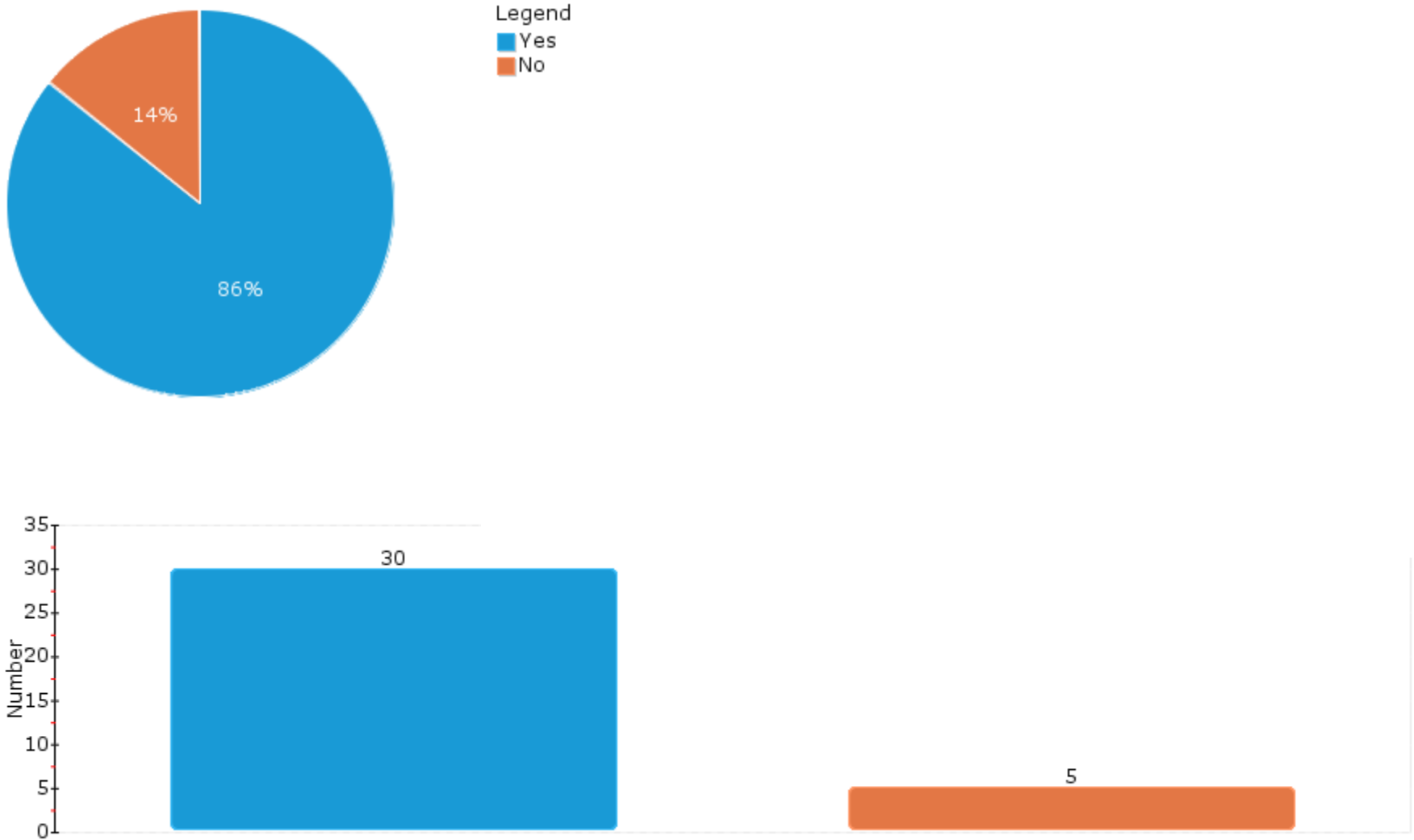
## Question 5: If I am not working or volunteering in my community, it's because.....

### Comments:

1. *"I am working at Hydro."*
2. *"I'm working"*
3. *"I don't have a job"*
4. *"No reason"*
5. *"I'm working"*

# Question 6: If I am not working or volunteering now, would I want to look for work or a volunteer opportunity in the future?

Multiple Choice



# Question 6: If I am not working or volunteering now, would I want to look for work or a volunteer opportunity in the future?

Multiple Choice

Answer	Percentage	Number
Yes	85.71%	30
No	14.29%	5
<b>Total</b>	<b>100%</b>	<b>35</b>

## Comments:

1. *"not answered."*
2. *"Doing paper route currently."*
3. *"Currently working."*
4. *"Do both already."*
5. *"I got too many jobs now."*
6. *"I'm trying that."*
7. *"I am content with my job."*



# Question 7: If I am not working or volunteering now, would I want to look for work or a volunteer opportunity in the future?

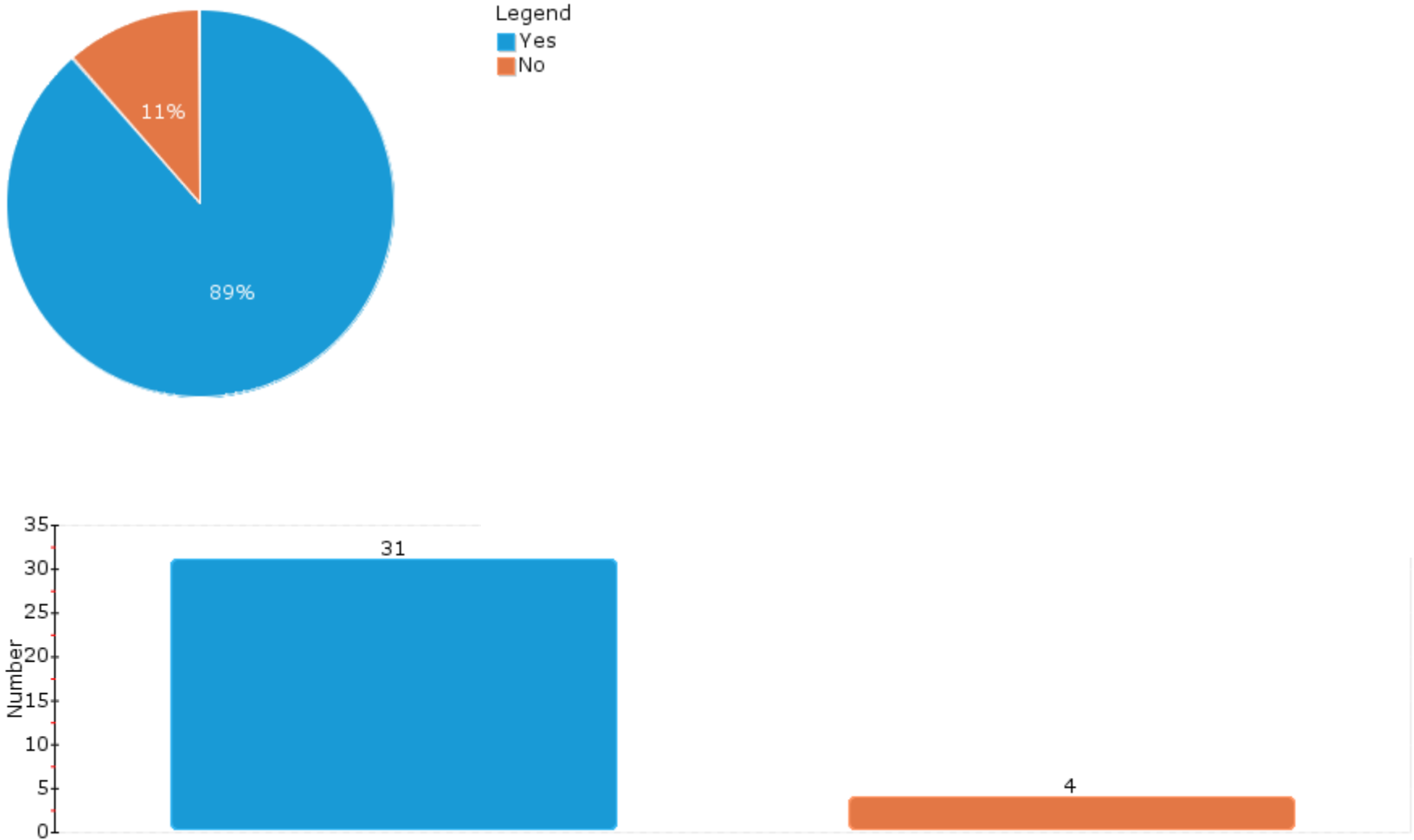
Multiple Choice

## Comments:

1. *“Answered above.”*
2. *“Not answered.”*
3. *“I want to look.”*
4. *“But I do want to work.”*
5. *“I already have 3 jobs.”*

# Question 8: SACL Staff helped me to figure out what I would like to do for work or as a volunteer

Multiple Choice



# Question 8: SACL Staff helped me to figure out what I would like to do for work or as a volunteer

Multiple Choice

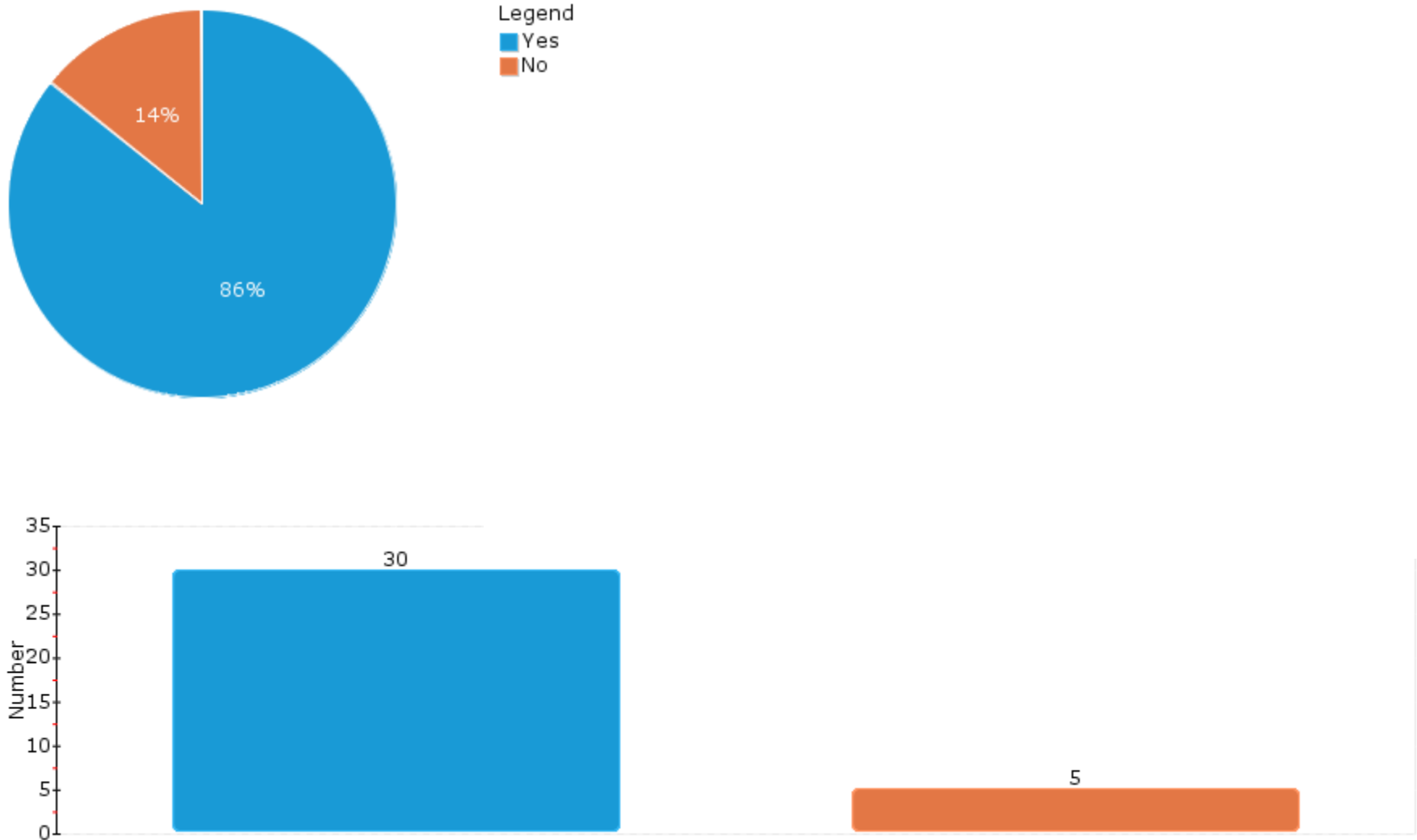
Answer	Percentage	Number
Yes	88.57%	31
No	11.43%	4
<b>Total</b>	<b>100%</b>	<b>35</b>

## Comments:

1. *"I don't really know."*
2. *"I don't know."*

# Question 9: SACL Staff helped me to get work/volunteer opportunity that was what I wanted to do.

Multiple Choice



# Question 9: SACL Staff helped me to get work/volunteer opportunity that was what I wanted to do.

Multiple Choice

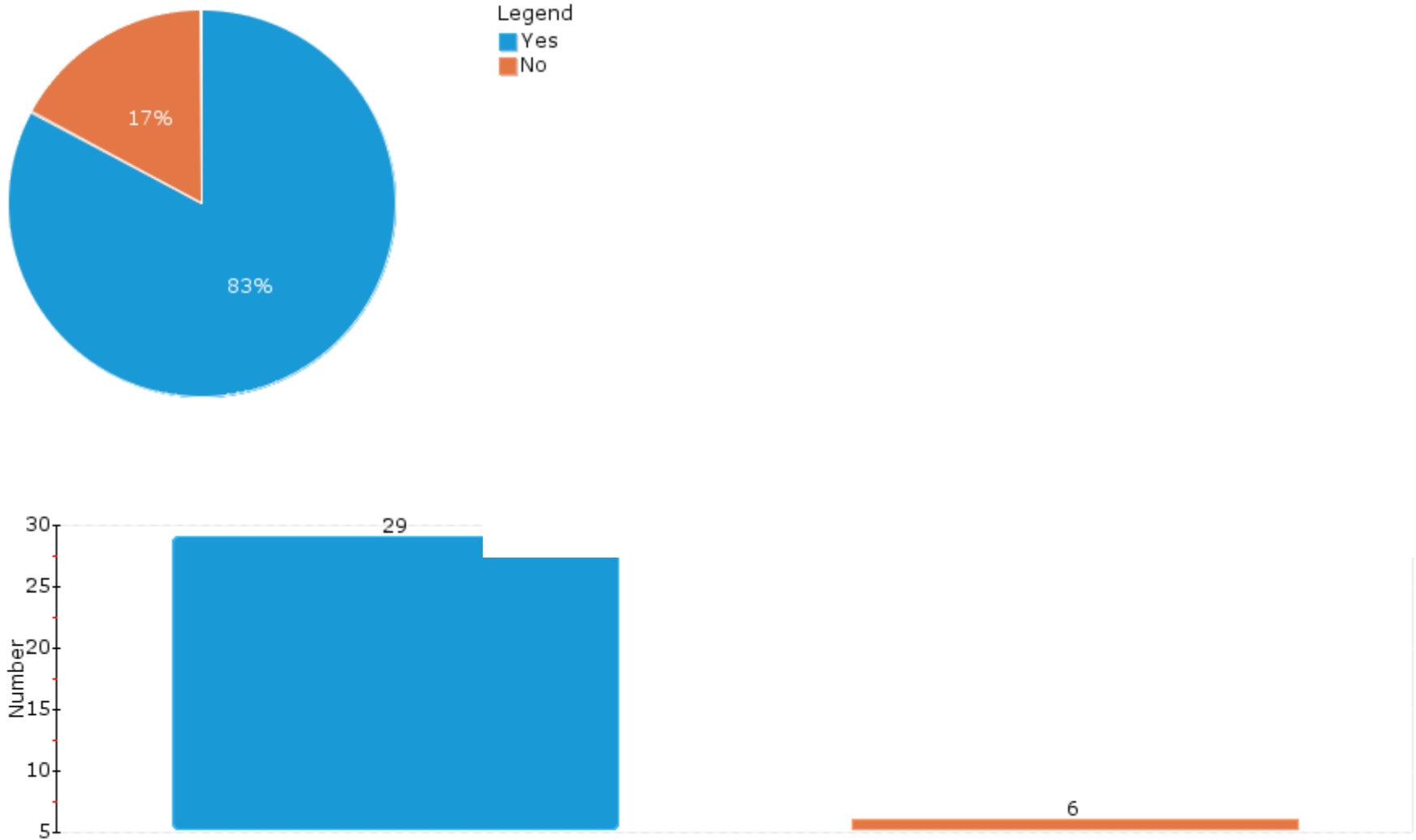
Answer	Percentage	Number
Yes	85.71%	30
No	14.29%	5
<b>Total</b>	<b>100%</b>	<b>35</b>

## Comments:

1. *“Job interviews, going for employment discovery walks, and discussing what I would be doing there.”*
2. *“T got his own job.”*
3. *“I don’t think so.”*
4. *“I don’t know.”*

# Question 10: SACL Staff helped me to learn new skills so that I could do the work I wanted.

Multiple Choice



# Question 10: SACL Staff helped me to learn new skills so that I could do the work I wanted.

Multiple Choice

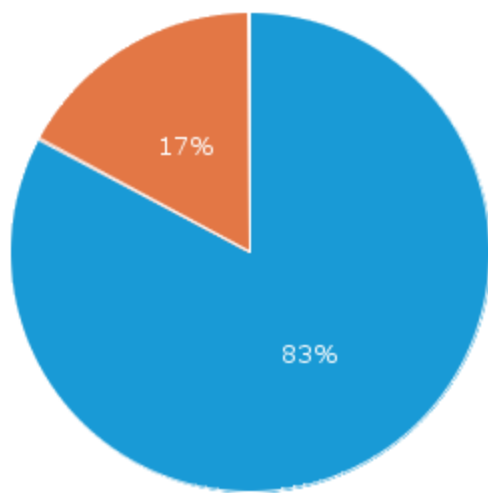
Answer	Percentage	Number
Yes	82.86%	29
No	17.14%	6
<b>Total</b>	<b>100%</b>	<b>35</b>

## Comments:

1. *"Independent."*
2. *"Me and B have a paper route together."*

# Question 11: I have learned new skills since coming to SACL.

Multiple Choice



Legend

Yes

No





# Question 11: I have learned new skills since coming to SACL.

Multiple Choice

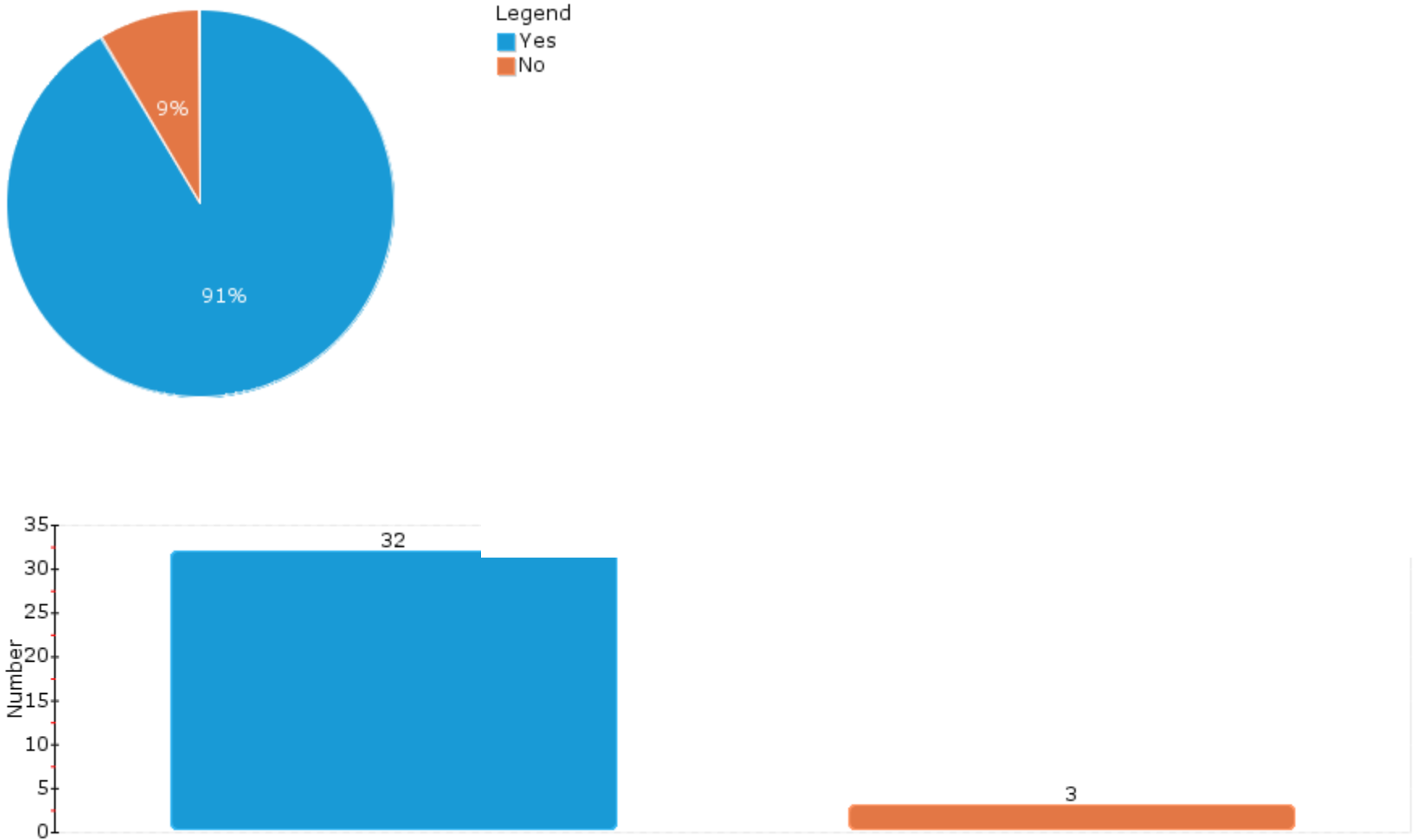
Answer	Percentage	Number
Yes	82.86%	29
No	17.14%	6
<b>Total</b>	<b>100%</b>	<b>35</b>

## Comments:

1. *"Yes, painting & music."*
2. *"Attending woodshop years ago."*
3. *"I haven't learned new skills since I started with Canadian Tire. I think it would do me good to learn new skills."*

# Question 12: SACL Staff help me to understand all the things I have to do at my work or volunteer opportunity.

Multiple Choice



# Question 12: SACL Staff help me to understand all the things I have to do at my work or volunteer opportunity.

Multiple Choice

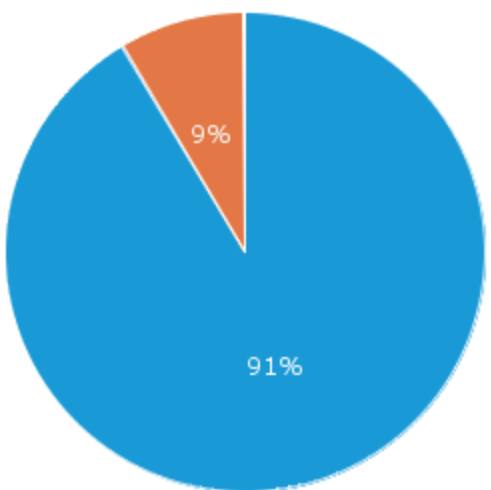
Answer	Percentage	Number
Yes	91.43%	32
No	8.57%	3
<b>Total</b>	<b>100%</b>	<b>35</b>

## Comments:

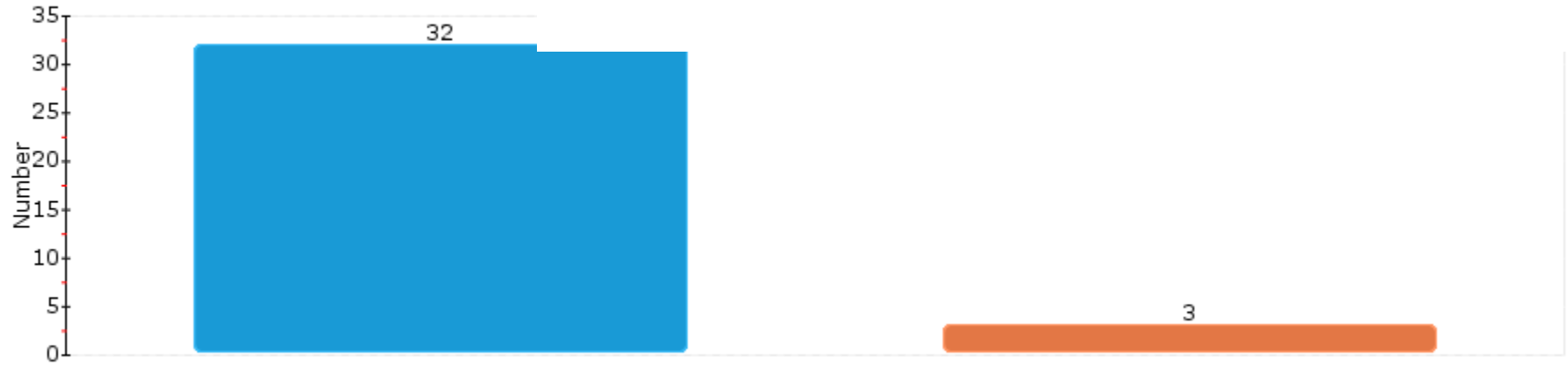
1. *"Pretty well."*

# Question 13: I know who to call if I need help from SACL.

Multiple Choice



Legend  
Yes  
No



# Question 13: I know who to call if I need help from SACL.

Multiple Choice

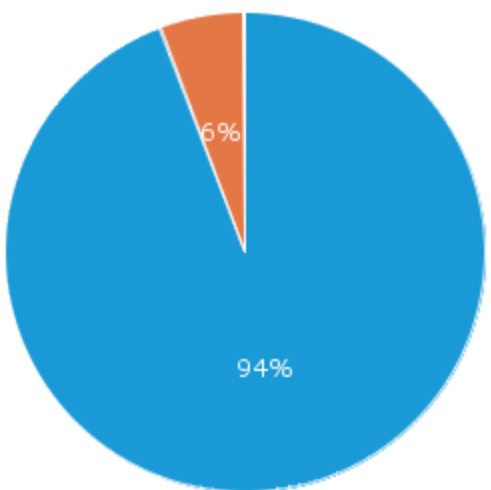
Answer	Percentage	Number
Yes	91.43%	32
No	8.57%	3
<b>Total</b>	<b>100%</b>	<b>35</b>

## Comments:

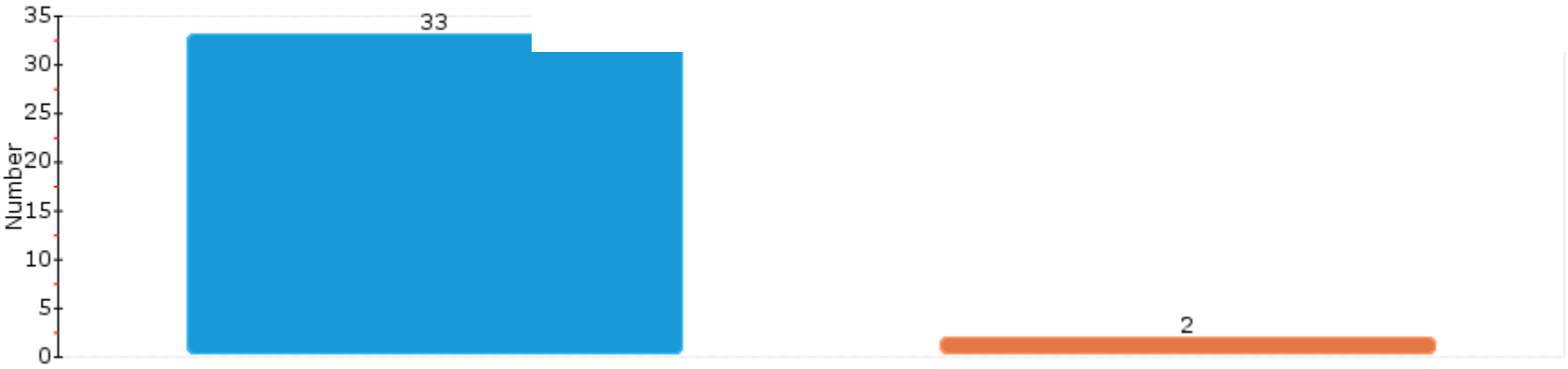
1. *"Joanne."*
2. *"Vicki & Joanne."*
3. *"SACL Staff."*
4. *"I usually call my caregiver."*

# Question 14: I feel safe at the place I am working or volunteering.

Multiple Choice



Legend  
Yes  
No



# Question 14: I feel safe at the place I am working or volunteering.

Multiple Choice

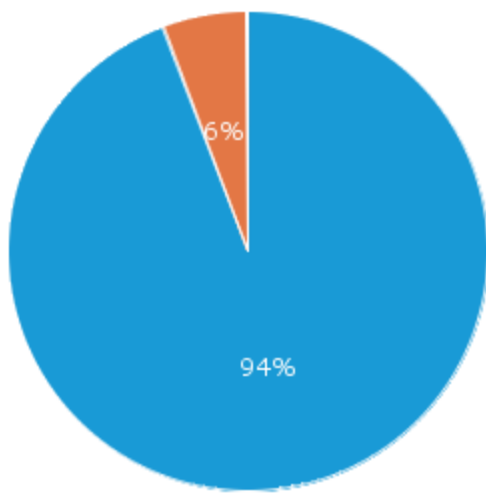
Answer	Percentage	Number
Yes	94.29%	33
No	5.71%	2
<b>Total</b>	<b>100%</b>	<b>35</b>

## Comments:

1. *"not working."*

# Question 15: The people I work (or volunteer) with like and respect me.

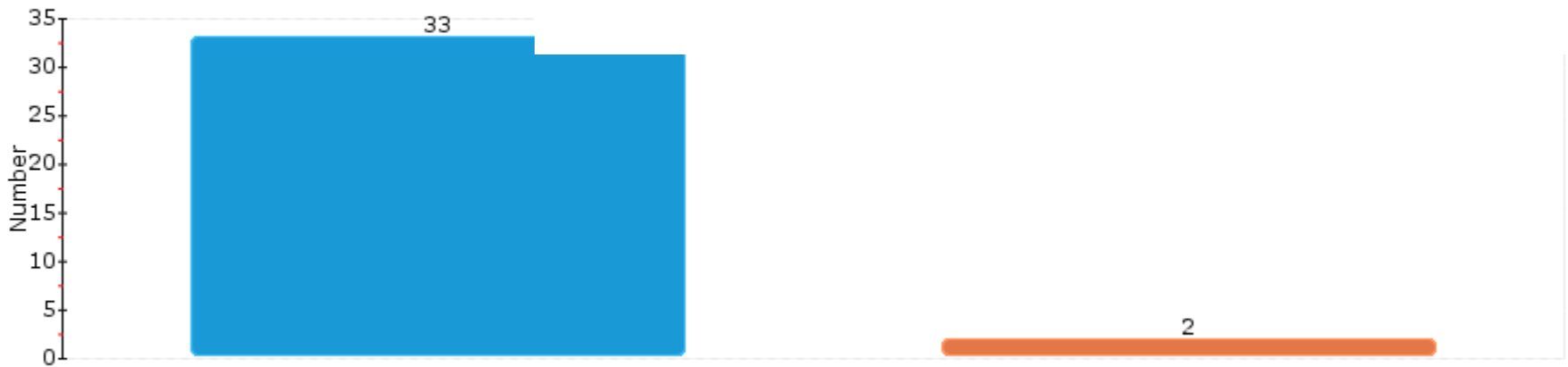
Multiple Choice



Legend

Yes

No





# Question 15: The people I work (or volunteer) with like and respect me.

Multiple Choice

Answer	Percentage	Number
Yes	94.29%	33
No	5.71%	2
<b>Total</b>	<b>100%</b>	<b>35</b>

## Comments:

1. *"Not applicable."*

# Question 16: Do you have any ideas as to how SAC Staff could help you more to get the work or a volunteer opportunity you would like?

## Comments:

1. *"Staff could go talk to the guys at the places I'd like to work."*
2. *"Not applicable."*
3. *"I'm not sure."*
4. *"Not really."*
5. *"I don't have a clue."*